


WORK | HENDRIX



HENDRIX

When it's time to get jammin' on your next project, Hendrix has your back. Its rock solid base is the stuff legends are made from.

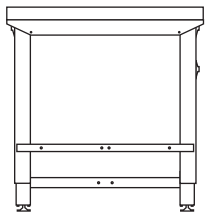


HENDRIX


Tough steel, double struts, and a thick work surface make Hendrix an indispensable part of your team.

- 48" 60", 72" widths accommodate multiple spaces and activities.
- Customize your height with 1-inch increments ranging from 24" to 36" high.
- 24", 30" or 36" depths suit various applications.
- An optional return expands your workspace into a roomy L-shape.
- Add a shelf, a modesty panel, or both to enhance your experience.

DIMENSIONS




24" - 36" Height
(1" increments)



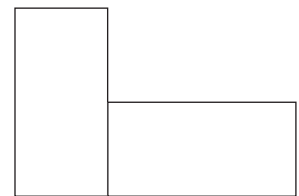
48", 60", 72" Width

24", 30", 36" Depth

RETURN OPTIONS

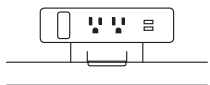


Single Hendrix

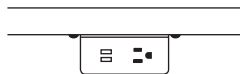


Hendrix Return

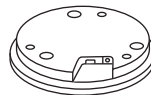
POWER AND DATA



Above Surface




Below Surface



Wireless Power

ATTACHMENTS



Shelf



20" Height

Modesty Panel
Solid

HENDRIX WORKSHEET

For each step, choose your option and write the corresponding code in the grey box at the right. If you plan to choose custom colors or materials, please contact your rep instead of completing this sheet.

| | | | | | | | |
|--|--|--------------|-------------|-------------------|----------------|--------------|--|
| <p>1 DIMENSIONS</p> <p>Choose the width and depth of your desk and write the numbers in the boxes at right.</p> <p>Adjustable Height: Hendrix has an adjustable height from 24"-36."</p> | WIDTH | DEPTH | CODE | LIST PRICE | MODESTY | SHELF | |
| | 48" | 24" | 4824 | \$860.00 | \$90.79 | \$138.38 | |
| | 48" | 30" | 4830 | \$910.00 | \$90.79 | \$138.38 | |
| | 48" | 36" | 4836 | \$960.00 | \$90.79 | \$138.38 | |
| | 60" | 24" | 6024 | \$950.00 | \$114.00 | \$227.78 | |
| | 60" | 30" | 6030 | \$1,000.00 | \$114.00 | \$227.78 | |
| | 60" | 36" | 6036 | \$1,050.00 | \$114.00 | \$227.78 | |
| | 72" | 24" | 7224 | \$1,040.00 | \$136.80 | \$187.20 | |
| | 72" | 30" | 7230 | \$1,090.00 | \$136.80 | \$187.20 | |
| | 72" | 36" | 7236 | \$1,140.00 | \$136.80 | \$187.20 | |
| | <p><i>Box B indicates the modesty panel (only available in solid (S). If you want a modesty panel add price into Box I, otherwise leave blank.</i></p> <p><i>Use Box C to indicate if you want a shelf. Place shelf price into Box J, otherwise leave blank.</i></p> | | | WIDTH | | DEPTH | |
| | | | | A | | H | |
| | | | CODE | | \$ | | |
| | | | B | | I | | |
| | | | S | | \$ | | |
| | | | C | | J | | |
| | | | Y/N | | \$ | | |

| | | | | | | |
|---|--------------|--------------|-----------------|-------------------|-----------------|--|
| <p>2 RETURN (OPTIONAL)</p> <p>To create an L-shaped desk, choose the width and depth of the return and write them in the boxes at right. Then write the corresponding code and price for that size in Boxes D and K. (If you do not want a return, leave these boxes blank.)</p> | WIDTH | DEPTH | CODE | LIST PRICE | | |
| | 24" | 48" | 2448 | \$424.26 | | |
| | 24" | 60" | 2460 | \$462.92 | | |
| | | | RT WIDTH | | RT DEPTH | |
| | | | D | | K | |
| | | CODE | | \$ | | |

| | | | | |
|---|-----------------------|--------------|-------------|-------------------|
| <p>3 TABLE TOP</p> <p>Our wide variety of wood and laminate surfaces let you get creative with the look of your desk. Choose your favorite material and write the code and price in the grey boxes.</p> <p>Have something else in mind? We also do custom surfaces. Just call your rep to discuss.</p> | CAPTOPS | | CODE | LIST PRICE |
| | Stainless Steel | | ST | \$193.00 |
| | Writeable Surface | | WS | \$93.70 |
| | WOOD | DEPTH | CODE | LIST PRICE |
| | Cherry | 1.25" | W1 | \$150.00 |
| | Multispecies | 1.25" | W2 | \$145.00 |
| | Walnut | 1.25" | W3 | \$150.00 |
| | Ash | 1.25" | W4 | \$150.00 |
| | Butcher Block (Maple) | 1.75" | WS2 | \$75.74 |
| | | 2.25" | WS3 | \$93.33 |
| | LAMINATE | | CODE | LIST PRICE |
| | Designer White | | L1 | \$47.00 |
| | Vapor Strandz | | L2 | \$47.00 |
| | Manitoba Maple | | L3 | \$47.00 |
| | Fusion Maple | | L4 | \$47.00 |
| | Fashion Grey | | L5 | \$47.00 |
| | North Sea | | L6 | \$47.00 |
| | Astro Strandz | | L7 | \$47.00 |
| Windsor Mahogany | | L8 | \$47.00 | |

Continued on next page

| LAMINATE | CODE | LIST PRICE |
|--------------|------|-------------|
| Cement | L9 | \$47.00 |
| Shadow | L10 | \$47.00 |
| Forged Steel | L11 | \$47.00 |
| Cocobala | L12 | \$47.00 |
| Asian Night | L13 | \$47.00 |
| Black | L14 | \$47.00 |
| Slate Grey | L15 | \$47.00 |
| | | E |
| | | CODE |
| | | L |
| | | \$ |

4 COLOR

Our bases can be finished in 22 standard colors, including a clear coat that lets the natural material show through. Pick your favorite and write the code in the grey box.

| COLOR | CODE | COLOR | CODE |
|---------------|------|--------------------|------|
| Red | M1 | Graphite | M12 |
| Orange | M2 | Sandstone | M13 |
| Yellow | M3 | Light Tan | M14 |
| Blue | M4 | Clear | M15 |
| Green | M5 | Black | M16 |
| Inter Red | M6 | Astro Grey | M17 |
| Safety Orange | M7 | Artic White | M18 |
| Western Tan | M8 | Frame Grey | M19 |
| Slate Blue | M9 | Platinum Grey | M20 |
| Forest Green | M10 | Champagne Metallic | M21 |
| Dark Brown | M11 | Battleship Grey | M22 |
| | | F | |
| | | CODE | |

5 POWER AND DATA (OPTIONAL)

Add a convenient way to connect with an optional power and data system. Make your choices and write the code and price in the grey boxes.

| POWER AND DATA OPTIONS | CODE | LIST PRICE |
|------------------------------|------|-------------|
| Ashley Uno, White | DUW | \$371.39 |
| Ashley Uno, Black | DUB | \$371.39 |
| Ashley Duo, White | DDW | \$368.98 |
| Ashley Duo, Black | DDB | \$368.98 |
| 15W Inductive Wireless Power | Z | \$282.40 |
| | | G |
| | | CODE |
| | | M |
| | | \$ |

| ITEM NUMBER | NAME | A | B | C | D | E | F | G |
|---------------------------------|--------------------|---|--------------|-------------------|---|--------------------|--------------------|---|
| | HD | | | | | | | |
| TOP SQ FT | WIDTH | | X | DEPTH | | ÷ 144 | TOP SQ FT | |
| RETURN SQ FT <i>Optional</i> | RT WIDTH | | X | RT DEPTH | | ÷ 144 | RETURN SQ FT | |
| TOP & RETURN | TOP SQ FT | + | RETURN SQ FT | X | L | = | TOP & RETURN PRICE | |
| UNIT + OPTIONS | TOP & RETURN PRICE | | + | H + I + J + K + M | | = | UNIT PRICE | |
| TOTAL | | | | | | GRAND TOTAL | | |
| UNIT PRICE X QUANTITY = | | | | | | \$ | | |